



**SANTANGELO**

## Quick Installation Guide

### Supplied Contents




RouterBoard RB750 with power supply (the power supply not shown in the figure)



Wireless Access Point with power supply and RJ45 cable (the power supply and the cable not shown in the figure)



1 additional patch cord RJ45



Quick Installation Guide

---

Santangelo Ingeniería

Madrid, España

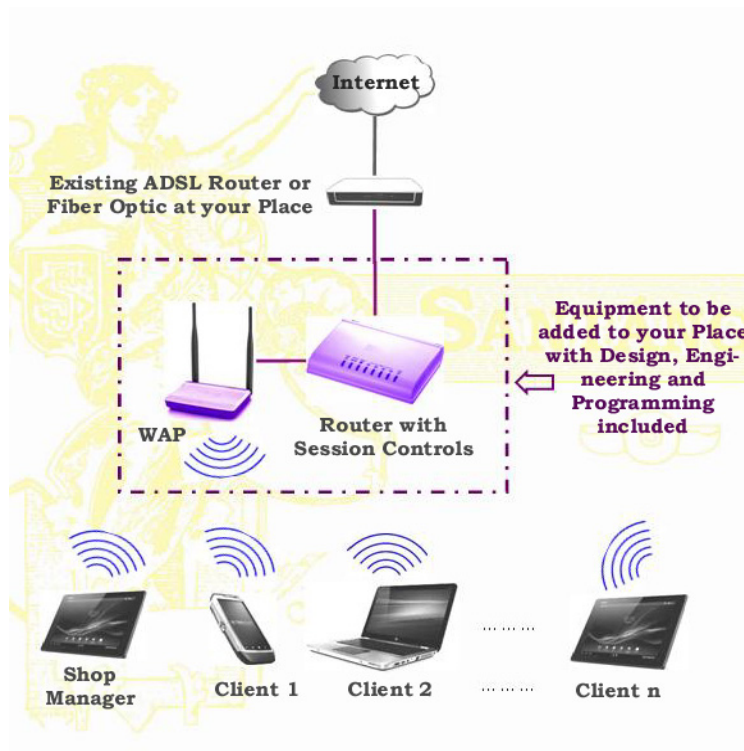
Tel: +34-91-713-0419 / Fax: +34-91-361-4670

Mail: [contacto@santangeloingenieria.com](mailto:contacto@santangeloingenieria.com)

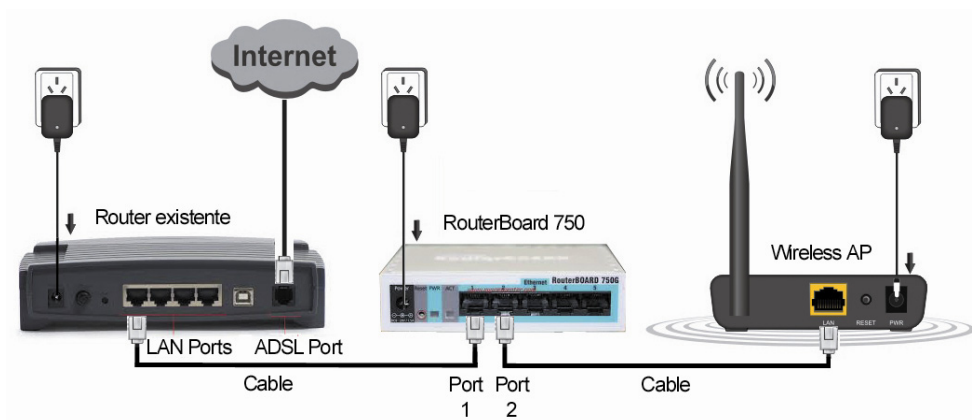
[www.santangeloingenieria.com](http://www.santangeloingenieria.com)



### Scope of Supply



### Wiring Diagram



Port 1 of the RB750 is linked with any LAN port (Ethernet) of the existing router. The wireless access point is connected with any ports 2 to 5 of the RB750.

The equipments are delivered programmed, ready for plug and play. The user guide is download from <http://www.santangeloingenieria.com/english/downloads>